

Scaled data based on original data using
LM-79-08 Approved Method: Electrical and Photometric Measurements of Solid-
State Lighting Products

Test Report Prepared for
Cooper Lighting Solutions
(formerly Eaton)

Brand: McGRAW-EDISON

Report Number: P316606

Luminaire Tested: **GLEON-SA2C-827-U-5MQ**

Issue Date: 3/3/2020

Test Information

Test Method: LM-79-08
Report Number: P316606
TEST IS SCALED FROM IESNA LM-79-08 TEST DATA (G2-1903-205-6)
Test Lab: INNOVATION CENTER
Issue Date: 3/3/2020
Manufacturer: COOPER LIGHTING SOLUTIONS (FORMERLY EATON)
Product Line: McGRAW-EDISON
Catalog Number: GLEON-SA2C-827-U-5MQ
Description: GALLEON AREA AND ROADWAY LUMINAIRE
(2) 80 CRI, 2700K, 1050mA LIGHTSQUARES WITH 16 LEDS EACH AND TYPE V
MEDIUM OPTICS
Light Source: -
Ballast/Driver: ELECTRONIC DRIVER

Summary

Lumens per Lamp: N/A
Luminaire Lumens: 11176 lumens
Efficiency: N/A
Efficacy: 98.9 lumens/watt
Luminous Opening: Rectangular (W 0.5' x L: 1' x H: 0')
IES Classification: Type V - Short
BUG Rating: B4 - U0 - G2

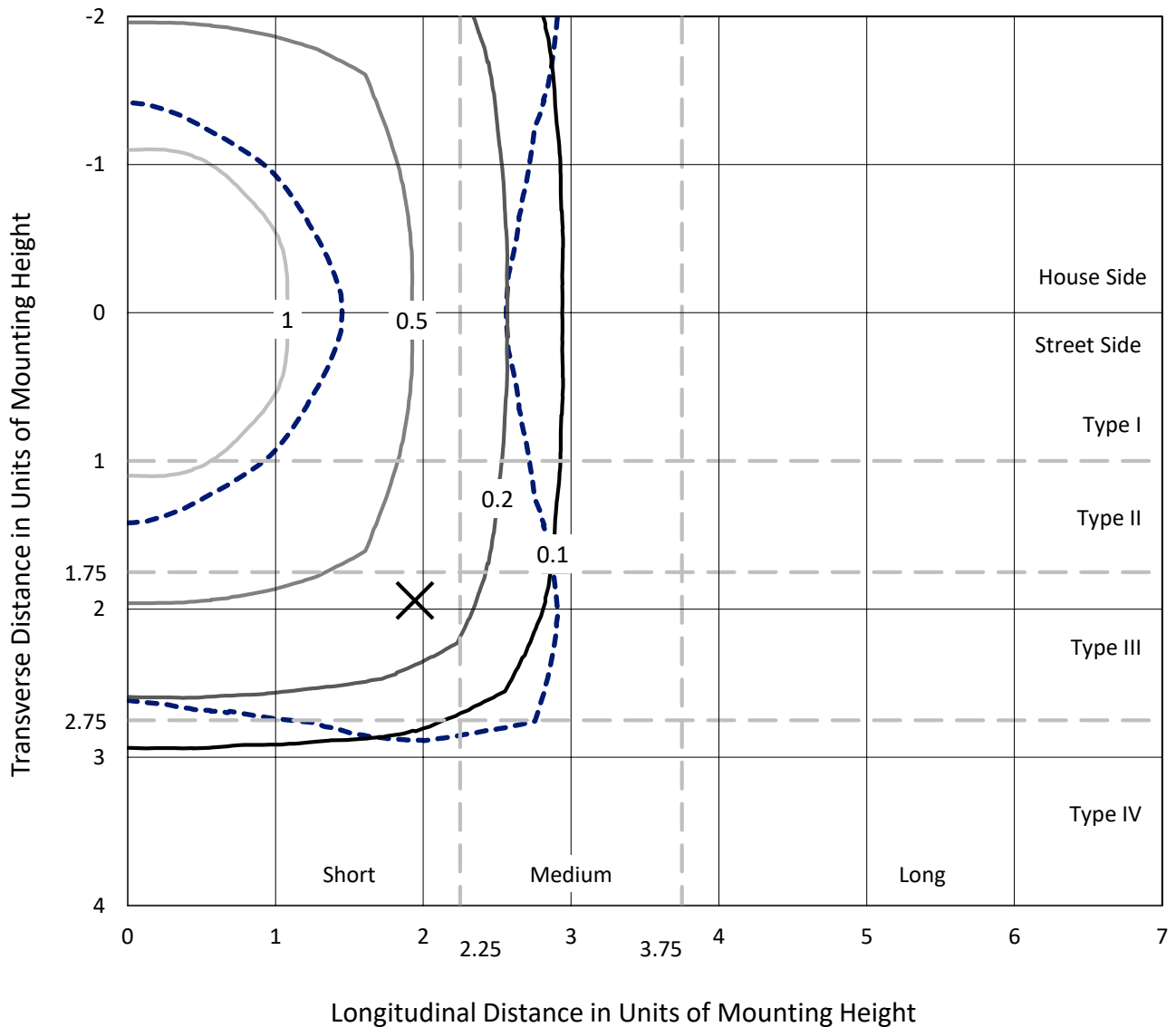
Input Watts (W): 113
Input Voltage (V): NR
Input Current (Ain): NR
Voltage Rise (V): NR
Power Factor: NR
Total Harmonic Distortion (THDi): NR
Frequency (hertz): 60
Stabilization Time: NR
Operation Time: NR
Ambient Temperature (°C): NR
Test Distance: 24 FT



REPORT NUMBER: P316606
 CATALOG NUMBER: GLEON-SA2C-827-U-5MQ

Iso-Footcandle Lines of Horizontal Illumination

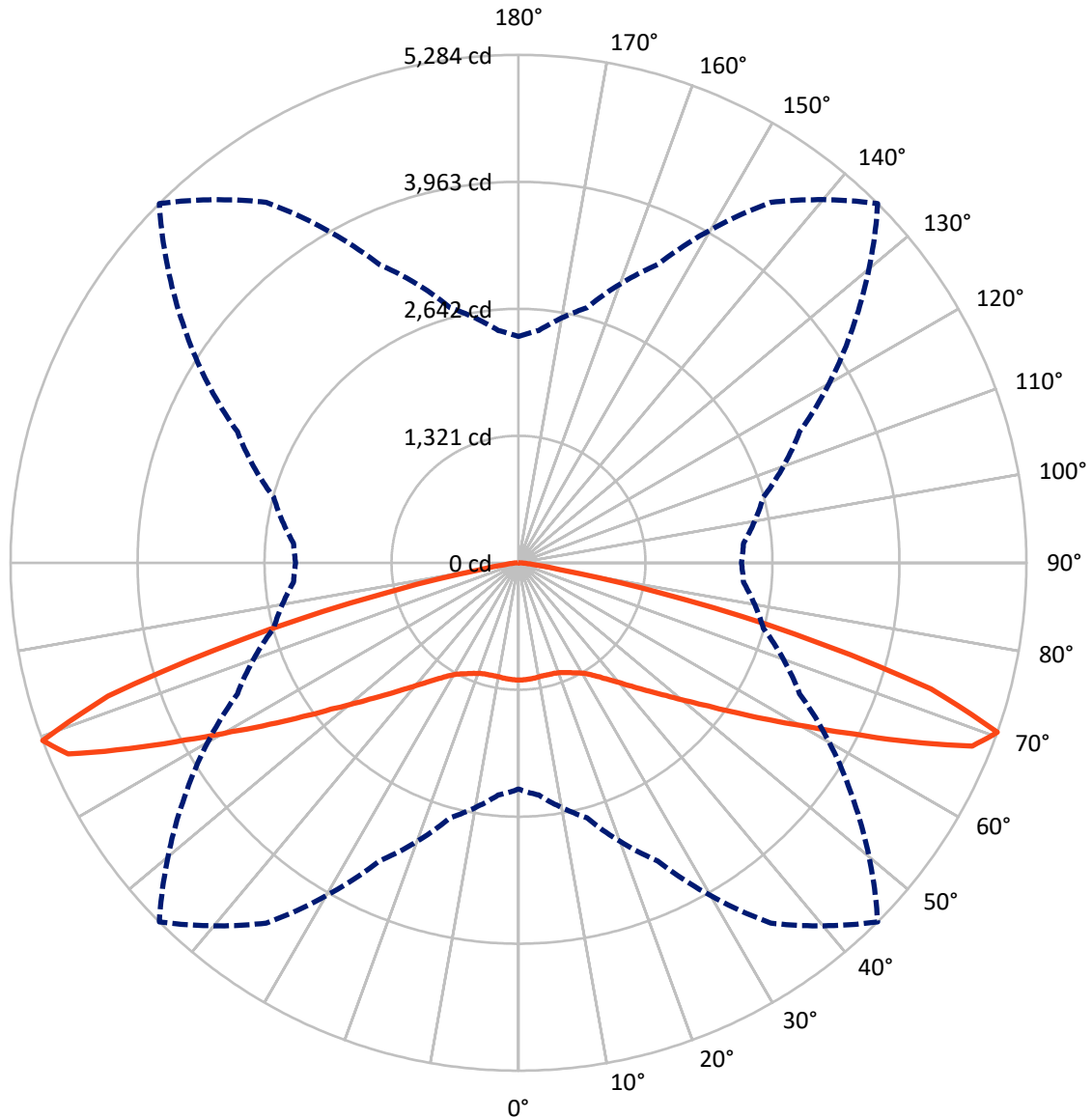
✕ Max cd
 - - - 1/2 Max cd



Based on 25 foot mounting height. Maximum calculated value = 2 fc
 Type V - Short - N/A

REPORT NUMBER: P316606
CATALOG NUMBER: GLEON-SA2C-827-U-5MQ

Luminous Intensity Polar Plot



— Vertical Plane Through 45-Deg Lateral - - - Horizontal Cone Through 70-Deg Vertical

REPORT NUMBER: P316606
 CATALOG NUMBER: GLEON-SA2C-827-U-5MQ

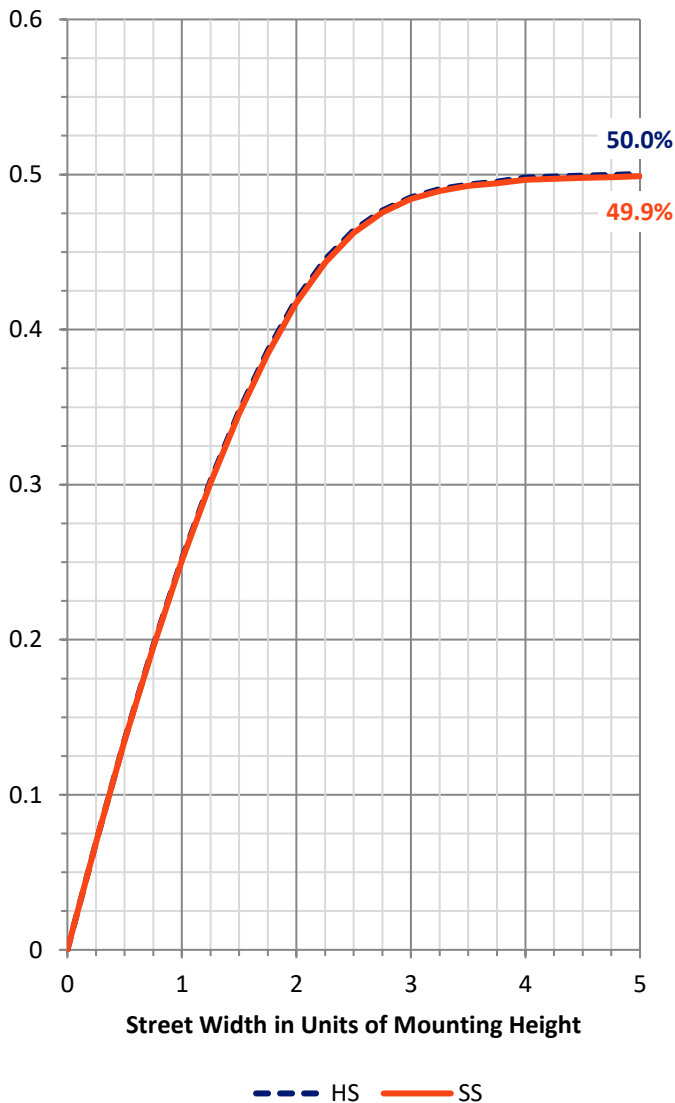
FLUX DISTRIBUTION:

		Downward	Upward	Total
House Side	Lumens	5588.0	0.0	5588.0
	% Fixture	50.0	0.0	50.0
Street Side	Lumens	5588.0	0.0	5588.0
	% Fixture	50.0	0.0	50.0
Total	Lumens	11176.0	0.0	11176.0
	% Fixture	100.0	0.0	100.0

Coefficient of Utilization

ZONAL LUMENS:

Zone	Lumens	% Fixture
0°-10°	115.6	1.0
10°-20°	339.4	3.0
20°-30°	577.7	5.2
30°-40°	916.3	8.2
40°-50°	1491.1	13.3
50°-60°	2458.5	22.0
60°-70°	3609.2	32.3
70°-80°	1596.0	14.3
80°-90°	72.3	0.6
90°-100°	0.0	0.0
100°-110°	0.0	0.0
110°-120°	0.0	0.0
120°-130°	0.0	0.0
130°-140°	0.0	0.0
140°-150°	0.0	0.0
150°-160°	0.0	0.0
160°-170°	0.0	0.0
170°-180°	0.0	0.0
0°-90°	11176.0	100.0
0°-180°	11176.0	100.0



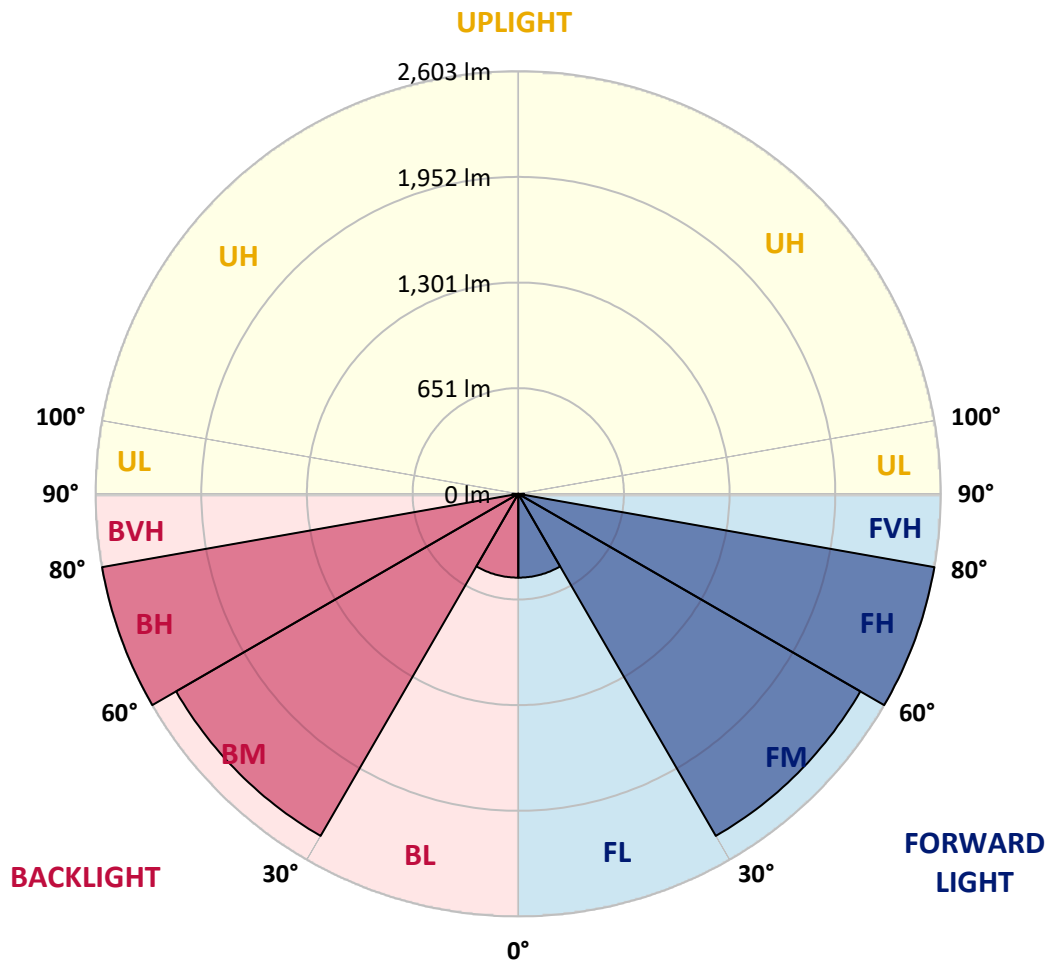
REPORT NUMBER: P316606
 CATALOG NUMBER: GLEON-SA2C-827-U-5MQ

LUMINAIRE CLASSIFICATION SYSTEM LUMEN TABLE AND BUG RATING:

Zone	Lumens	% Fixture	Zone Rating/Lumen Limit		
			B	U	G
FL (0°-30°)	516.4	4.6			
FM (30°-60°)	2432.9	21.8			
FH (60°-80°)	2602.6	23.3			G2/5000
FVH (80°-90°)	36.1	0.3			G1/100
BL (0°-30°)	516.4	4.6	B2/1000		
BM (30°-60°)	2432.9	21.8	B2/2500		
BH (60°-80°)	2602.6	23.3	B4/5000		G2/5000
BVH (80°-90°)	36.1	0.3			G1/100
UL (90°-100°)	0.0	0.0		U0/0	
UH (100°-180°)	0.0	0.0		U0/0	

BUG Rating: B4-U0-G2

Type V Short





REPORT NUMBER: P316606
 CATALOG NUMBER: GLEON-SA2C-827-U-5MQ

CANDELA DISTRIBUTION (FULL):

	0°	5°	15°	25°	35°	45°	55°	65°	75°	85°	90°
0°	1220.6	1220.6	1220.6	1220.6	1220.6	1220.6	1220.6	1220.6	1220.6	1220.6	1220.6
2.5°	1218.7	1217.6	1220.2	1219.9	1217.6	1218.0	1218.0	1219.1	1219.1	1218.4	1218.4
5°	1214.3	1213.6	1216.5	1216.5	1214.3	1215.0	1215.8	1216.9	1216.5	1215.8	1215.4
7.5°	1208.8	1208.4	1211.3	1211.3	1209.9	1210.6	1209.9	1210.2	1209.5	1208.8	1207.6
10°	1199.5	1200.2	1202.8	1203.6	1203.6	1203.9	1203.2	1201.4	1200.2	1199.1	1198.0
12.5°	1191.0	1190.6	1194.3	1196.2	1199.1	1202.5	1200.2	1195.1	1192.9	1190.6	1189.9
15°	1185.5	1185.8	1189.5	1192.9	1198.0	1205.1	1202.5	1194.3	1189.9	1187.3	1186.6
17.5°	1184.3	1185.1	1189.9	1195.8	1201.4	1209.1	1207.6	1199.5	1192.1	1187.3	1186.2
20°	1186.9	1187.3	1194.7	1203.2	1212.8	1220.2	1216.9	1208.0	1198.0	1190.6	1188.8
22.5°	1191.7	1193.2	1202.5	1215.8	1230.6	1240.6	1236.5	1221.3	1205.8	1196.6	1194.0
25°	1206.9	1207.3	1219.9	1238.0	1255.7	1267.2	1262.4	1240.9	1221.0	1210.6	1207.3
27.5°	1238.3	1239.5	1252.0	1273.1	1288.3	1295.7	1292.7	1275.3	1258.3	1247.2	1248.3
30°	1283.8	1285.3	1299.4	1322.7	1331.9	1333.8	1333.0	1324.9	1309.4	1294.6	1295.7
32.5°	1339.3	1340.1	1358.9	1380.0	1387.4	1388.9	1387.4	1380.0	1361.5	1341.5	1342.7
35°	1410.7	1412.9	1431.1	1451.4	1457.3	1460.3	1457.7	1448.1	1428.8	1409.2	1408.5
37.5°	1498.7	1499.1	1518.0	1539.1	1546.5	1547.2	1544.2	1537.9	1513.9	1496.2	1495.0
40°	1600.8	1602.3	1624.5	1647.1	1650.0	1646.7	1650.8	1647.1	1622.3	1601.9	1605.3
42.5°	1725.1	1728.4	1755.1	1777.3	1768.8	1766.9	1769.5	1770.6	1750.6	1725.8	1723.6
45°	1869.7	1872.7	1906.0	1923.7	1918.2	1906.0	1911.2	1920.0	1892.3	1861.6	1864.5
47.5°	2034.7	2042.1	2077.6	2094.2	2080.6	2063.9	2073.9	2087.2	2054.7	2016.6	2014.7
50°	2218.2	2227.4	2274.7	2298.0	2284.4	2253.7	2270.3	2279.2	2232.2	2183.0	2178.9
52.5°	2413.8	2423.1	2482.6	2530.7	2521.8	2474.1	2497.4	2488.2	2434.2	2368.0	2362.8
55°	2635.4	2639.1	2703.4	2781.1	2790.0	2754.8	2753.4	2738.2	2658.3	2581.7	2578.0
57.5°	2863.2	2865.8	2949.0	3040.8	3082.6	3082.6	3041.1	3008.9	2902.8	2814.0	2804.8
60°	3109.2	3118.4	3210.5	3335.2	3432.8	3461.7	3388.4	3300.8	3185.4	3077.0	3066.3
62.5°	3328.2	3338.9	3479.8	3665.5	3822.3	3927.4	3748.3	3605.6	3395.5	3221.6	3201.3
65°	3355.9	3384.7	3590.0	3926.2	4277.3	4487.0	4143.7	3792.0	3409.2	3167.6	3146.9
67.5°	3064.8	3113.6	3391.0	3914.4	4639.7	5089.9	4396.4	3685.5	3163.6	2896.5	2873.6
70°	2355.0	2426.0	2746.0	3423.9	4577.2	5284.1	4238.0	3226.4	2637.6	2350.2	2318.0
72.5°	1292.0	1321.2	1609.0	2344.6	3669.5	4490.3	3534.9	2385.7	1749.1	1423.3	1369.3
75°	409.8	420.2	566.7	959.5	2075.7	2974.2	2245.5	1171.0	644.7	475.3	469.7
77.5°	182.0	183.1	204.9	280.0	715.0	1506.9	858.9	318.8	219.7	192.0	198.3
80°	115.0	115.0	126.9	138.7	194.6	437.6	232.3	151.6	129.5	120.2	122.8
82.5°	55.1	61.0	82.5	88.8	106.9	147.2	119.1	99.1	86.6	64.4	59.9
85°	36.2	30.3	52.2	58.8	62.1	70.6	69.2	65.5	56.6	32.2	35.9
87.5°	16.3	15.5	27.0	24.8	23.3	17.8	26.6	32.9	31.8	15.9	15.9
90°	0.0	0.0	0.0	0.0	0.0	0.0	0.0	0.0	0.0	0.0	0.0

(END OF REPORT)